

# How to Apply RESTORE the Right Way?

## Before You Begin

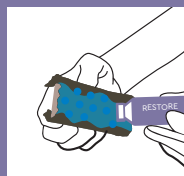
- 1) Clean    2) Degrease



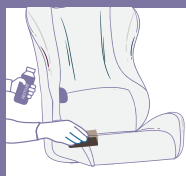
## 3) Application



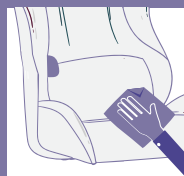
**Step 1:**  
Gently shake the Restore bottle.



**Step 2:**  
Open the lid and apply a generous amount to a dry, new applicator pad.



**Step 3:**  
Work in small areas, ensuring even application and no streak marks.



**Step 4:**  
Allow the product to dry for 30 seconds. Use two 380 gsm microfiber cloths: one to wipe off the bulk of the coating & the other to wipe off any remaining residue. Inspect the surface to ensure there are no haze marks.



**Step 5:**  
Apply a single layer of Restore coating and let it dry for at least 5 days.

## How to Maximize Results?

- ✓ Avoid direct sunlight.
- ✓ Work small sections at a time.
- ✓ Inspect the surface to ensure there are no haze marks.
- ✓ Use minimum 380 gsm cloths to wipe off coating for the best results.